

Community Health Needs Assessment | Fiscal Year 2022



Community Input on Health Issues and Priorities,
Selected Service Area Demographics and Health Status Indicators

Dartmouth-Hitchcock, Alice Peck Day and VNA of VT and NH

2021 Community Health Needs Assessment

Community Health Needs Assessment Partners:

Dartmouth-Hitchcock, Alice Peck Day Memorial Hospital, Visiting Nurse and Hospice for VT and NH, New London Hospital, Valley Regional Healthcare, Lake Sunapee Region VNA & Hospice

Methods:

- 1. Survey of community members** made available through website links, email, social media and distributed at vaccine clinics
 - 1,642 community respondents associated with DH-APD-VNA collection activities (68% are residents of the primary service area)
- 2. Direct email survey of community leaders**
 - 207 respondents total (58% response rate); 103 respondents indicated they primarily serve or are most familiar with the 'Greater Lebanon, NH / Hartford, VT area'

Dartmouth-Hitchcock, Alice Peck Day and VNA of VT and NH

2021 Community Health Needs Assessment

Methods (continued):

- **Community discussion groups** convened virtually, facilitated by Dartmouth MPH students
 - Behavioral Health Coordinators (6 participants)
 - Community Health Workers (4 participants)
 - Food Insecurity (2 participants)
 - Regional Public Health (2 participants)
 - Substance Use Recovery Coaches (7 participants)
 - Medication Assisted Treatment (5 participants)
 - Chamber of Commerce Directors (5 participants)
 - Rural Community Residents (6 participants)
 - Individuals with Complex Health Needs (4 participants)
 - Seniors (6 participants)
 - Prevention Network Grantees (3 participants)
- Assembly of available population demographics and health status indicators including social determinant of health characteristics of the DH-APD service area communities

Population Overview	DH-APD Service Area*	Vermont	New Hampshire
Total Population	69,612	624,313	1,327,503
Age 65 and older	20.0%	18.8%	17.5%
Under age 18	17.2%	18.7%	19.3%
Change in population (2016 to 2019)	0.2%	-0.3%	+2.2%

Data Source: U.S. Census Bureau, 2015-2019 American Community Survey 5-Year Estimates

***DH-APD service area defined as 19 NH and VT municipalities:**

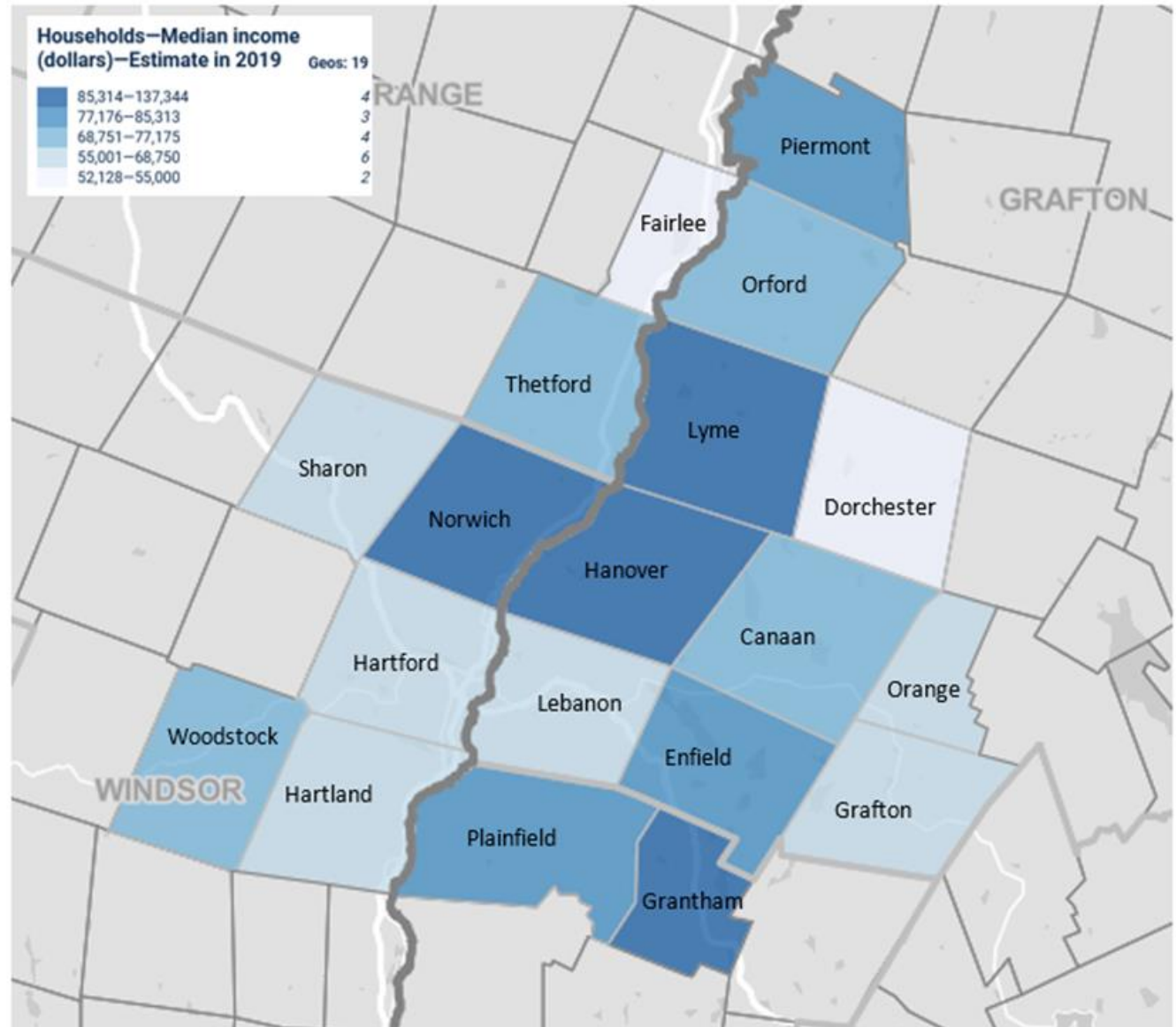
Canaan NH	Lyme NH	Fairlee VT
Dorchester NH	Orange NH	Thetford VT
Enfield NH	Orford NH	Hartford VT
Grafton NH	Piermont NH	Hartland VT
Hanover NH	Grantham NH	Norwich VT
Lebanon NH	Plainfield NH	Sharon VT
		Woodstock VT

DH-APD Primary Service Area

Median Household Income by Town

Median household income ranges from \$52,128 in Fairlee to \$137,344 in Hanover.

% of population with no health insurance = 4.9% . . . ranging from 1% in Grantham and Sharon to 23% in Orford



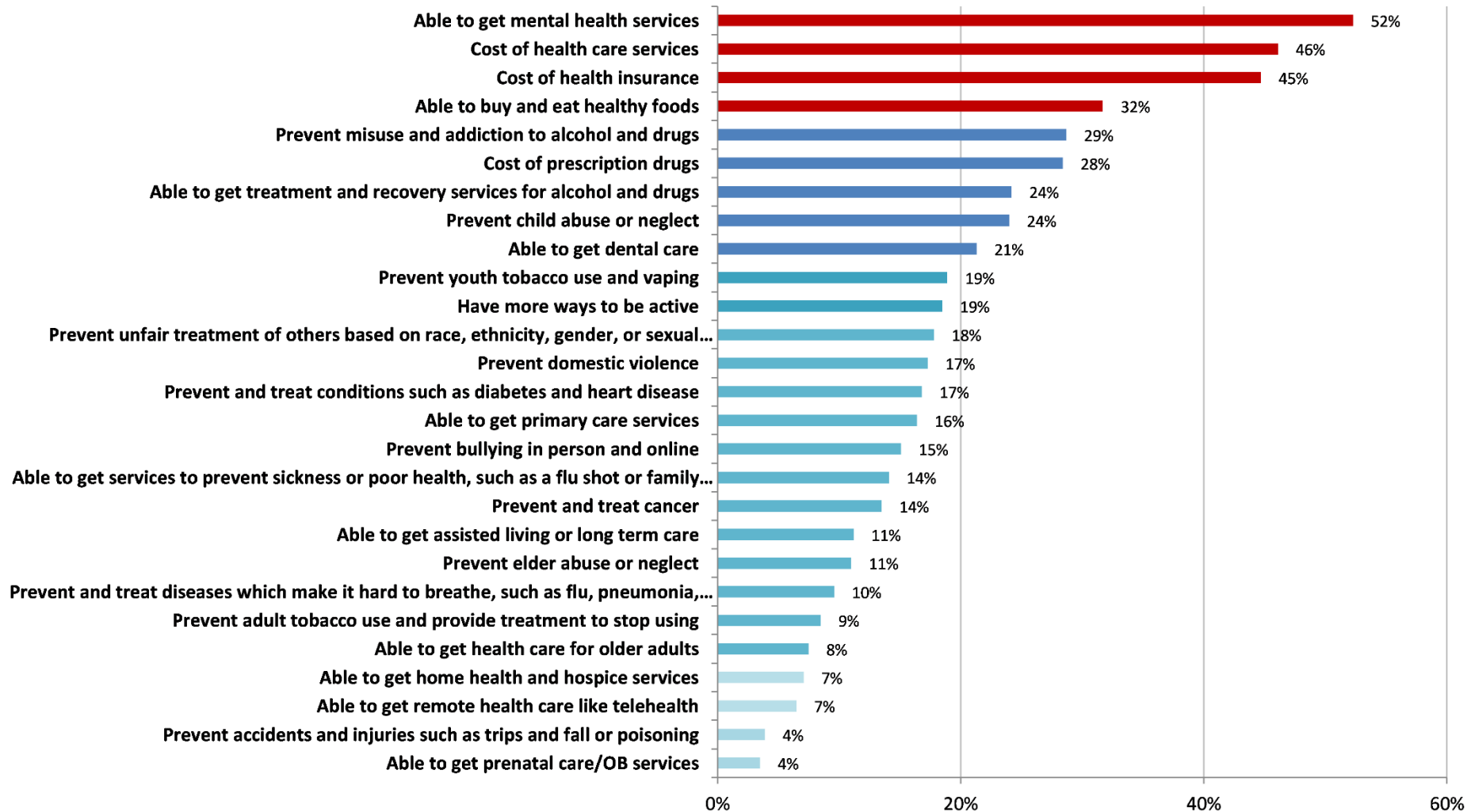
*Data Source: U.S. Census Bureau, 2015 – 2019 American Community Survey 5-Year Estimates

Community Health Improvement Priorities

Community Member Respondents

What do you think are the most pressing health needs or issues in your community today?

(Community Residents; respondents were asked to select up to 5 topics)



Top Priorities by Age Group

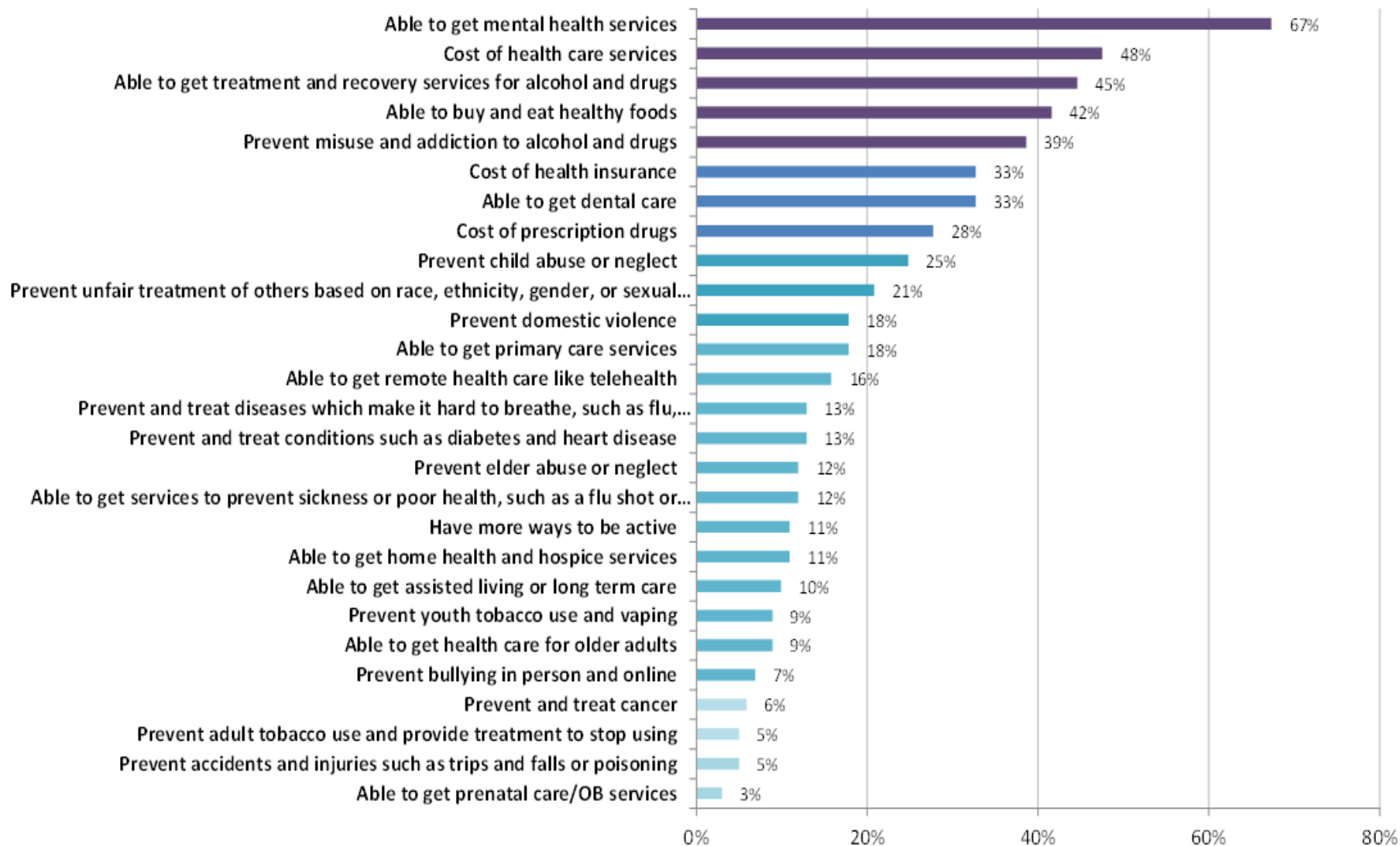
Age 18-44 (n=626)		Age 45-64 (n=544)		Age 65+ (n=227)	
Able to get mental health services	56%	Able to get mental health services	55%	Able to get mental health services	45%
Cost of health care services	50%	Cost of health insurance	49%	Cost of health care services	44%
Cost of health insurance	44%	Cost of health care services	44%	Cost of health insurance	41%
Able to buy and eat healthy foods	36%	Prevent misuse and addiction to alcohol and drugs	35%	Cost of prescription drugs	36%
Prevent child abuse or neglect	29%	Able to buy and eat healthy foods	33%	Able to get treatment and recovery services for alcohol and drugs	24%
Prevent misuse and addiction to alcohol and drugs	29%	Cost of prescription drugs	30%	Able to get dental care	24%

Community Health Improvement Priorities

Community Leader Survey Respondents

What do you think are the most pressing health needs or issues in your community today?

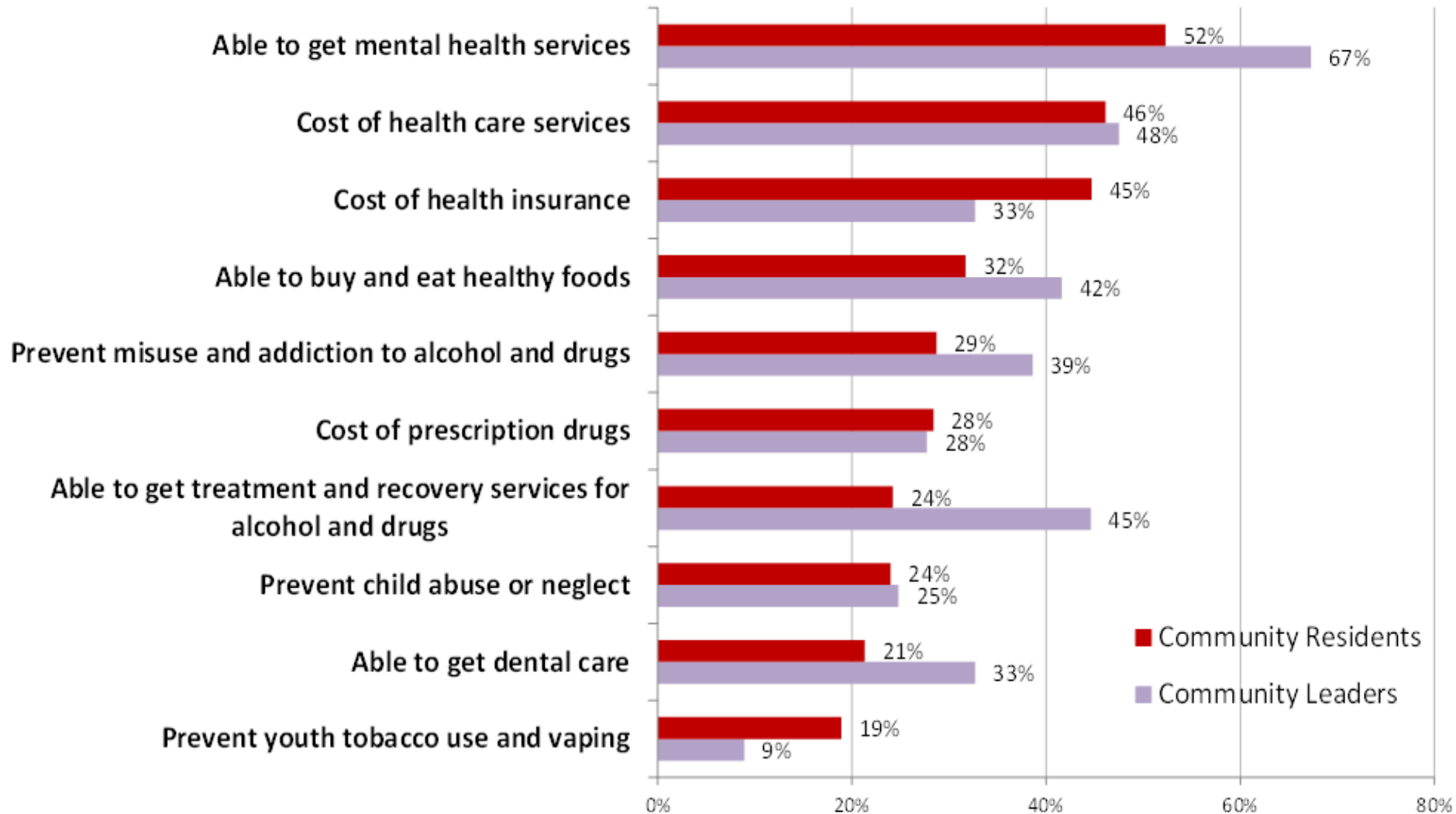
(Community Leaders; respondents were asked to select up to 5 topics)



Top 10 Community Health Improvement Priorities

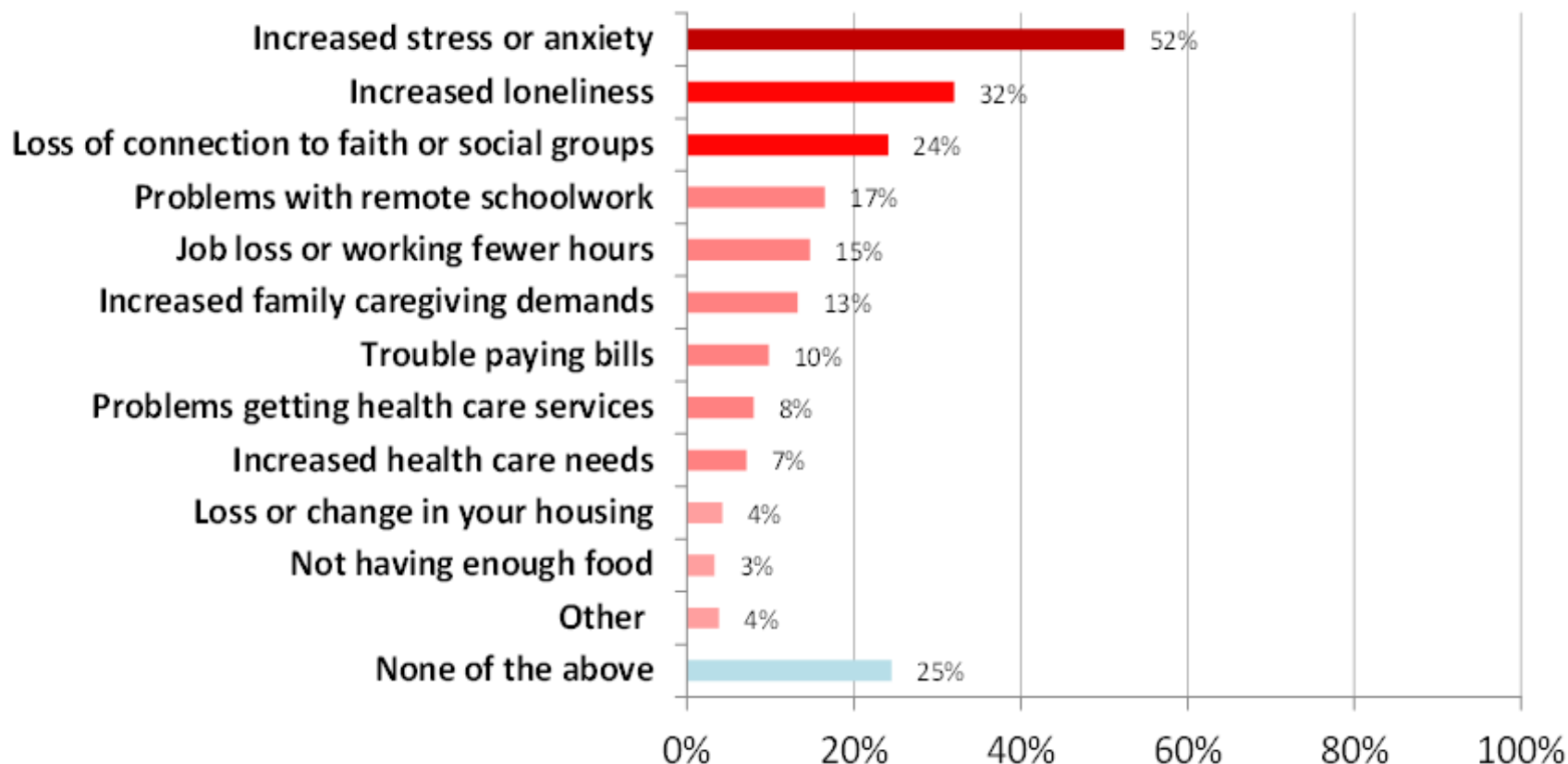
Comparison of Community Resident and Community Leader Responses

What do you think are the most pressing health needs or issues in your community today?
Comparison of Community Resident and Community Leader responses



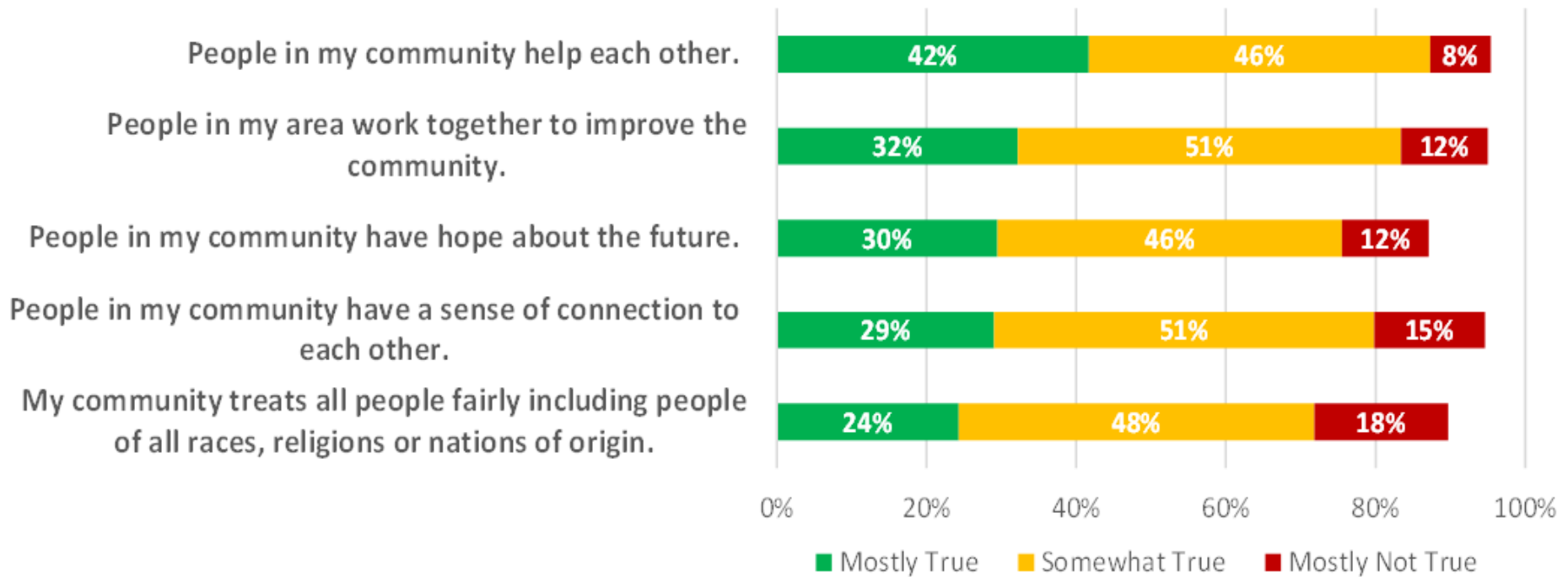
COVID-19 Impacts

As a result of COVID-19, are you or people in your household currently having any of the problems listed below?



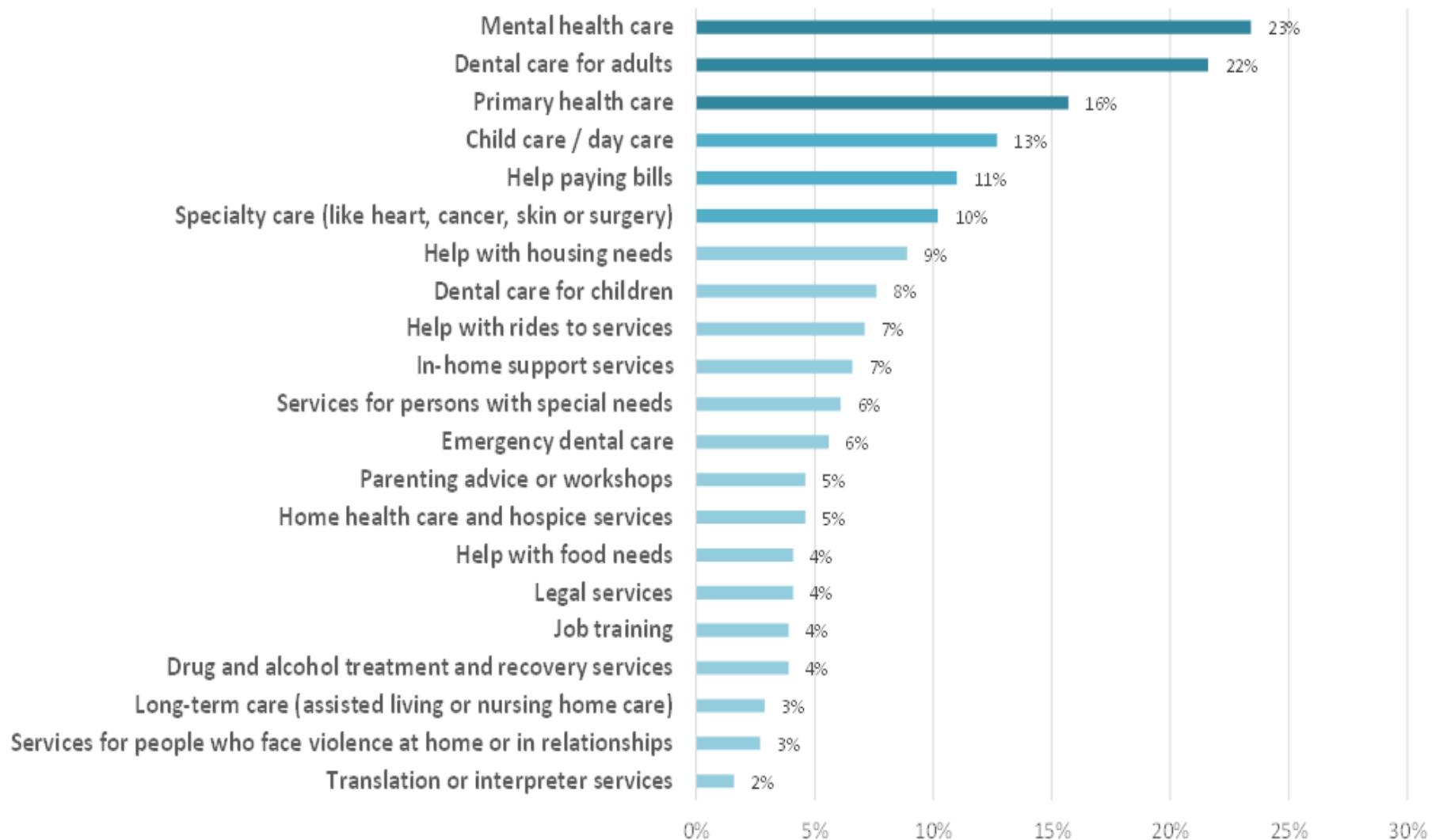
Characteristics of a Resilient Community

How true are each of the following statements for describing the town or community where you live?



Barriers to Services

In the past year, have you or someone in your household had trouble getting any of the following types of services that you needed?



Top Reasons Respondents Had Difficulty Accessing Services by Type of Service

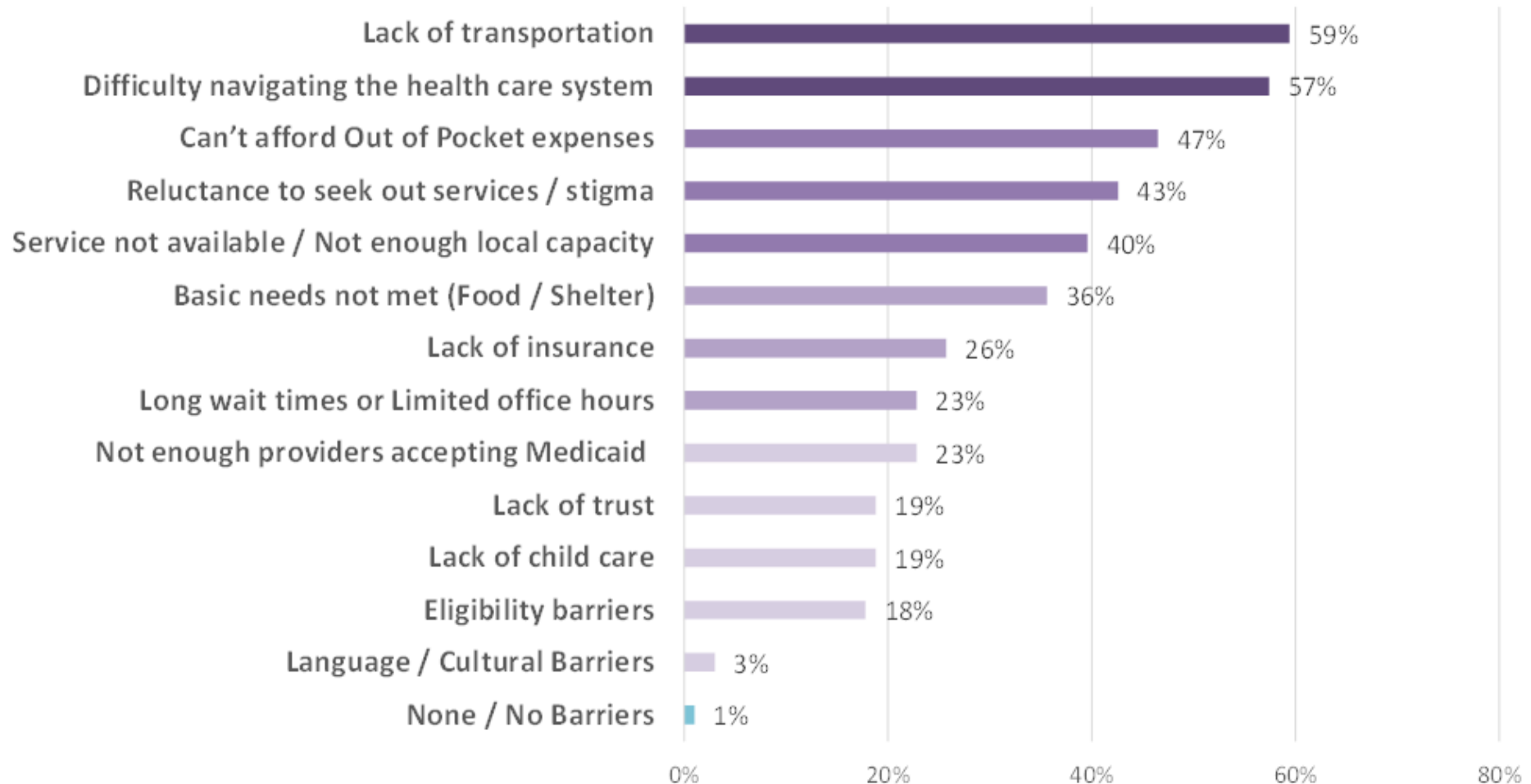
MENTAL HEALTH CARE (n=349, 23% of respondents)	DENTAL CARE FOR ADULTS (n=322, 22% of respondents)	PRIMARY HEALTH CARE (n=234, 16% of respondents)	CHILD CARE/DAY CARE (n=190, 13% of respondents)
38% of respondents who indicated difficulty accessing Mental Health Care also selected " Wait time too long " as a reason	34% of respondents who indicated difficulty accessing Dental Care also selected " Cost too much " as a reason	30% of respondents who indicated difficulty accessing Primary Health Care also selected " Wait time too long " as a reason	44% of respondents who indicated difficulty accessing Child Care / Day Care also selected " Cost too much " as a reason
Service not available (33%)	No dental insurance or not enough dental insurance (32%)	Not accepting new patients (25%)	Service not available (40%)
Not accepting new patients (32%)	Wait time too long (25%)	Cost too much (24%)	Not accepting new clients (32%)
Cost too much (32%)	Service not available (16%)	Service not available (23%)	Wait time too long (29%)

Barriers to Services

Perspectives of Community Leaders

What are the most significant barriers overall that keep people in the community from accessing the health care services they need?

Perspectives of Community Leaders

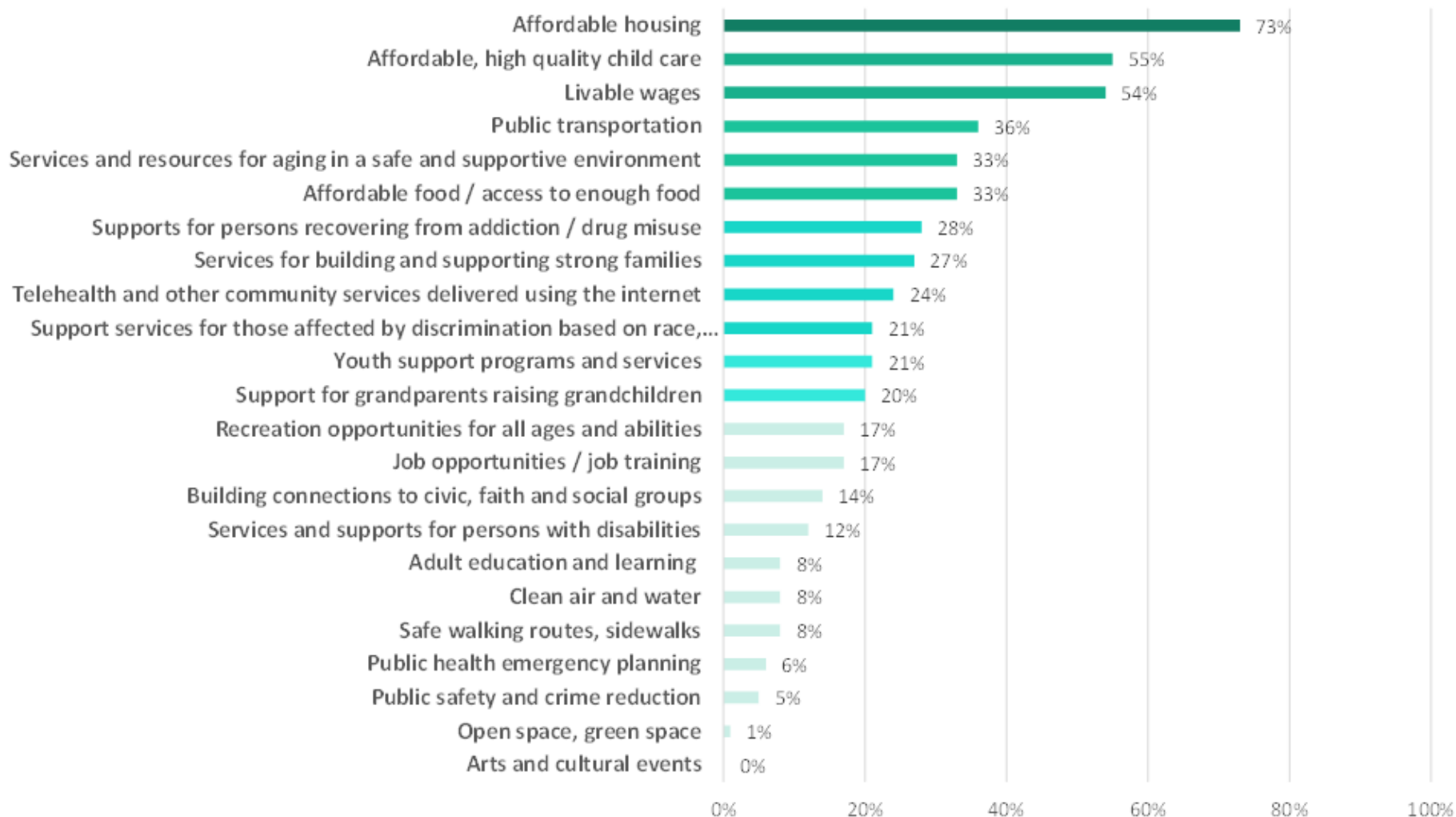


Services and Resources to Support a Healthy Community

Perspectives of Community Leaders

Which of the following services or resources that support a healthy community should we focus on improving?

Perspectives of Community Leaders



Interest in Specific Community Health Programs or Services

Community Residents

What programs or services would you or your family use if more available in the community?

(Top 6 of 30 possible choices by age group)

Age 18-44		Age 45-64		Age 65+	
Recreation and fitness programs	49%	Biking and walking paths	46%	Recreation and fitness programs	28%
Biking and walking paths	44%	Recreation and fitness programs	41%	Public transportation	25%
Mental health services	42%	Mental health services	29%	Biking and walking paths	25%
Before and After-school activities*	36%	Public transportation	29%	Programs that address body weight	19%
Nutrition and cooking programs	36%	Nutrition and cooking programs	28%	Mental health services	17%
Stress reduction classes	33%	Stress reduction classes	28%	Balance classes and programs to prevent falls	15%

*30% of Age 18-44 respondents also selected
'Affordable, high quality child care'

SUMMARY OF COMMUNITY HEALTH NEEDS AND ISSUES BY INFORMATION SOURCE			
Community Health Issue	Community Surveys		Community Discussions and Open Comments
Availability of mental health services	‘Ability to get mental health care services’ was the top priority identified by both community member and community leader survey respondents; 23% of community survey respondents indicated difficulty accessing needed mental health services in the past year.		Mental health care was identified as a continuing and top priority for community health improvement by all community discussion groups including concerns for insufficient local capacity, particularly for higher levels of care, and increased need resulting from anxiety, stress and isolation impacts of COVID-19.
Cost of health care services, affordability of health insurance	Cost of health care services including health insurance and prescription drug costs were the next highest priorities identified by community member survey respondents and third highest priority identified by community leaders. Among respondents with household income less than \$50K, 72% indicated difficulty accessing one or more type of health or human service in the past year.		Community discussion participants identified health care costs and financial barriers to care as significant and ongoing concerns. It was also the most frequently mentioned topic area in an open-ended question about ‘one thing you would change to improve health’
Improved resources and environment for healthy eating, nutrition and food affordability	‘Ability to buy and eat healthy foods’ was the 4th highest priority among both community member and community leader survey respondents		Food access was identified as a top priority in discussion groups including Behavioral Health Coordinators, Public Health and Prevention professionals. Impact of the CoV-19 pandemic on healthy food access was also described by older adult discussion group participants
Alcohol and drug use prevention, treatment and recovery	Prevention of substance misuse, addiction and access to substance misuse treatment and recovery services were top 10 issues identified by both community leaders and community respondents across age groups as priorities for community health improvement.		Participants identified improvements in resources for substance misuse prevention, treatment and recovery, but also noted that the need is still high, there are still issues with stigma in certain settings and gaps in services for detox and recovery housing. Concerns were identified for substantial disruption of recovery support by the COVID-19 pandemic.

SUMMARY OF COMMUNITY HEALTH NEEDS AND ISSUES BY INFORMATION SOURCE			
Community Health Issue	Community Surveys		Community Discussions and Open Comments
Affordability and availability of dental care services	The second most commonly reported service people reported difficulty accessing in the past year was ‘dental care for adults’ (22%). Common reasons cited for access difficulties were ‘cost too much’, lack of dental insurance, wait times too long and ‘service not available. Ability to get dental services was particularly a top issue among respondents over 65 years of age.		Access to affordable dental care was identified as a top priority – described as on often ‘overlooked quality of life issue - in discussion groups with Public Health and Prevention professionals.
Socio-economic conditions affecting health and well-being such as housing affordability, livable wages and affordable, dependable child care	Affordable housing, living wages and access to affordable child care were identified as top resources supporting a healthy community that are in need of improvement. Affordable housing and other socio-economic issues was the second most frequently mentioned topic area in an open-ended question about ‘one thing you would change to improve health’.		Affordability and availability of housing was a common denominator across discussion groups addressing concerns of aging, mental health and substance use recovery, jobs and economy. Disparities in access to other resources such as child care and transportation were described as significant problems pre-pandemic made much worse by the pandemic.

NEXT STEPS

Community Discussion and Health
Improvement Planning (virtual)

Wednesday, February, 23, 9:00-10:30am

Wednesday, March 2, 5:30pm-7:00pm